


BOB Book Printables

Set 2 Book 5



These were created to use with [BOB Books Set 2](#).

Page 2 — In the Hat

Cut out word cards. Put them in a baseball cap. Ask your student to pull the cards out one at a time and read them. After reading the cards, find the cards that have rhymes (-at and -ex) and put them into groups.

Page 3 — Listen and Stick

Give your student some small stickers. Call out words, one at a time. As you call out a word, your student should find the appropriate column and place a sticker under the word. Continue until page is full (or student is bored with this activity).

Page 4 — Reading Comprehension


Page 5 — Words to Type

Print the page and let your student type the words right on the computer, using the word processing program of your choice. I know this activity isn't for all students, but my little guy LOVES it. He feels so big! Be sure and teach your child how to use the enter button (hit it after they finish a word). They will probably love typing and printing the word list.

Don't miss the other BOB Book printables at www.walkingbytheway.com

Files may not be sold, hosted on other sites, or shared.


In the Hat



Set 2
Book 5

at	cat	sat	had
hat	man	end	get
Rex	Tex	Max	a
OK	the	was	up

Listen & Stick



Set 2
Book 5









dog	got	had	hat	was

Reading Comprehension

Set 2

Book 5

Read the questions and color the smiley faces
(happy = yes and sad = no)

1. Was Max OK?		
2. Was Rex OK?		
3. Was Tex OK?		
4. Did you like this book?		

words to type

mad

off

get

man

on

up

big

had

