

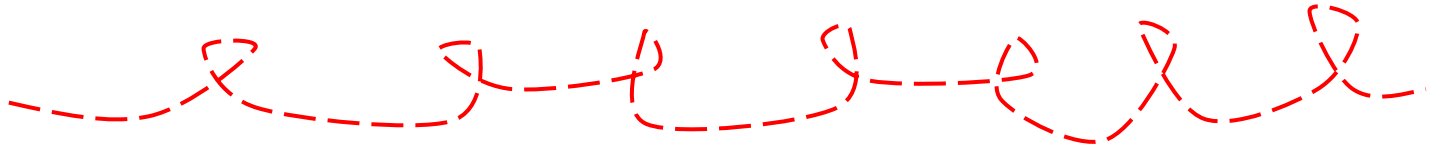


holiday phonics and fun games




catch the gingerbread man!

Print and assemble the die. The student rolls the die and records the beginning sounds (g, b, h, s, t) in the circles. When he's filled all the circles, he's caught the gingerbread man!



snowman smash!

Laminate the snowmen and cut out using the lines as your guides. Write words, letters, or blends (depending on your student's ability) on each snowman with a dry-erase marker. Place the cards on the table (face up) with some shaving cream under each card. Point to a card. If your student can read the word (or sound out the letter or blend), he gets to SMASH the snowman! He should hit it (hard) and let the shaving cream fly! FUN! Thanks to [this blog](#) for the fun idea.



cookie flip

Optional: Glue a piece of fun foam to the back of this page before you cut out the cookies. Place the five cookies on a cookie sheet. Give your student a spatula. Call out words

bed, bell, elf, red

snug, mug, hug, nut, plum, drum, plum, fun, yum, up

cap, dad, wrap, ham, fat

gift, wish, Grinch, kiss, inn, list, trip, slick

sock, song, log, hot, mom, shop, top, on


Your student should listen for the correct vowel sound and flip over the cookie! If you want, print two pages of cookies, so your student will have ten to flip.



don't eat pete!

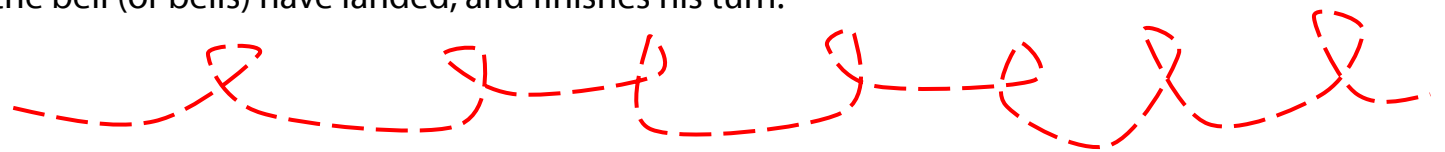
Send the first player away from the game board. Have the remaining players choose which one of the carolers on the game board will be "Pete" for the round. Place one M&M (or other type of candy) in each square of the game board. Have the first player come back and begin picking and eating M&M's from the game board. As soon as the player tries to pick "Pete" everyone yells "Don't Eat Pete!" The player keeps all the M&M's picked up before trying to get Pete. Refill the game board and play again with the next player.

Twist to the class version: Let your student ask questions about Pete (Guess Who style) throughout the play of the game. This will help him use logic and deduction skills to help him not eat Pete (and find all the candy he CAN eat!). You might want to limit your student to three questions, so the game doesn't become too easy.



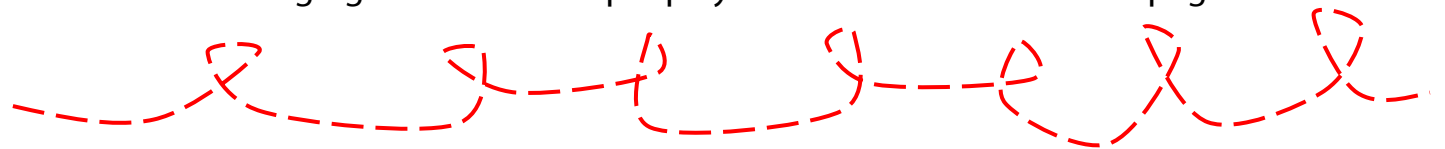
egg carton shake-up

You'll need an egg carton and one or two small items (jingle bells would be fun) for this activity. Paste cover to the top of the egg carton and follow the instructions on the page for what to write inside the egg carton. Student puts one bell (or two bells depending on the game you've chosen) in the carton and shakes it up. Then the student opens it, finds where the bell (or bells) have landed, and finishes his turn.



eat the gingerbread man!



You will need one gingerbread cookie per player. Directions are found on page nine.



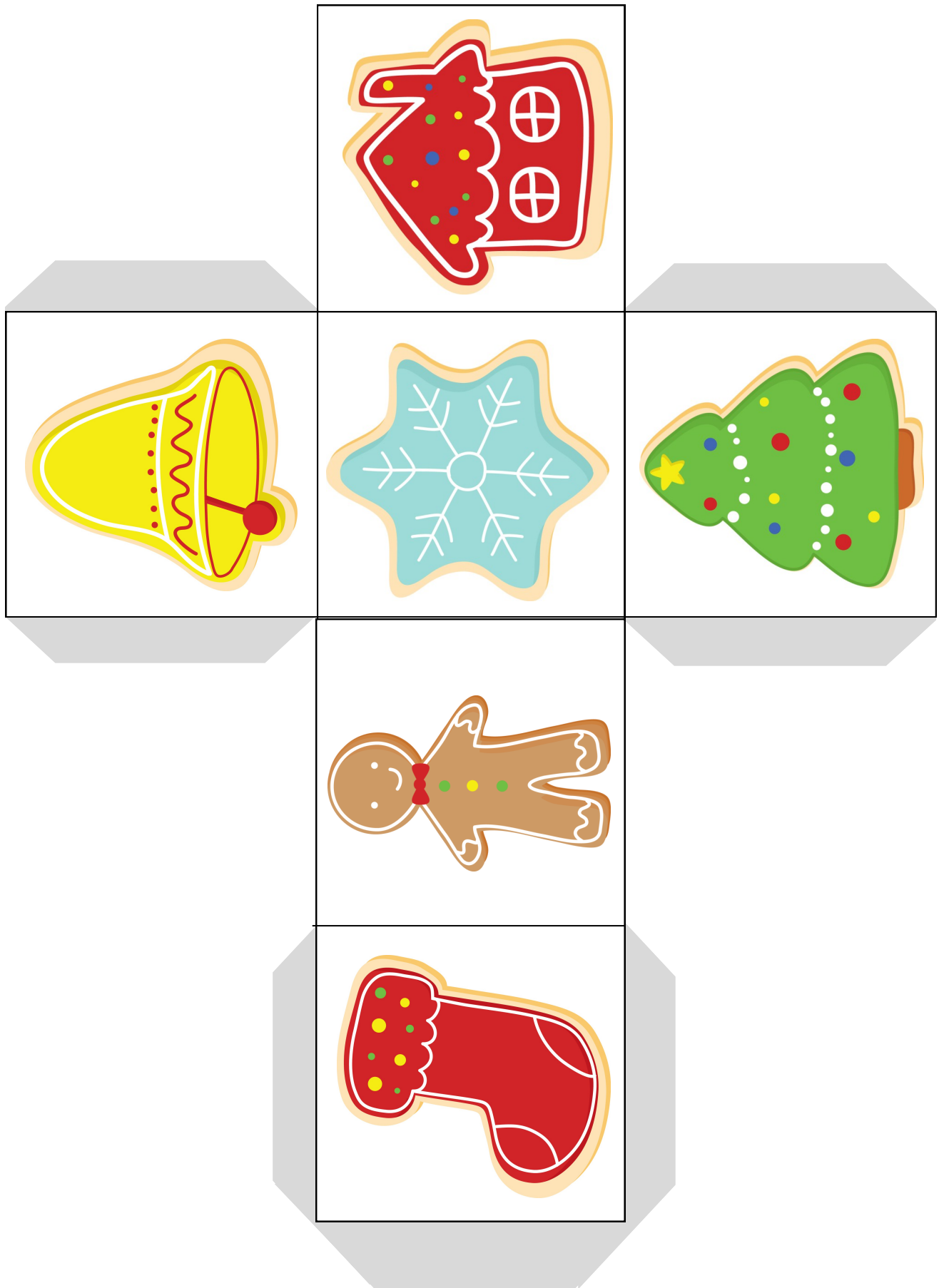
roll, say, keep









Cut out penguin cards OR make your own cards. Read some books about penguins. If you aren't learning about penguins, you can make your own cards with sight words for your student to read and play the game with those instead. Place one card on each space. Let your student roll a die. She needs to answer the question (or read the card) on the corresponding space. She wins the game when she has collected six cards.

catch the gingerbread man!








you did it!





cookie flip




don't eat pete!





snowy shake up



egg carton shake-up ideas



Write numbers in your egg carton. Student has to say the two numbers that come before OR the two numbers that come after.



Write numbers in your egg carton and put two buttons in the carton. Student has to say the sum of the two numbers.



Write letters in your egg carton. Student has to say words that start with the letter sound OR words that end with the letter sound.



Write b and d in your egg carton. Student has to determine which letter it is and say a word that starts with b or d.









The possibilities are endless!

eat a gingerbread man!



After you've eaten the head, legs, and arms (by rolling), go ahead and eat the body! The first person to eat their cookie wins the game!



	eat one leg
	eat one arm
	eat the head
	eat one leg
	eat one arm
	roll again



roll, say, keep



What kind of animal is a penguin?	What do penguins use their wings for?	Do penguins lay eggs?
Do penguins fly?	Do penguins swim?	Who takes care of the chicks?
Who warms the egg?	Penguins molt. What does that mean?	Name one place you would find a penguin.

Are you taller than an Emperor penguin?	What color is a penguin's belly?	What color is a penguin's back?
Who eats penguins?	Name one thing penguins eat.	Name one thing penguins eat.
What is something true about all birds?	What kind of feet do penguins have?	Name one other bird that lives in or near water.