


BOB Book Printables

Set 1 Book 2



These were created to use with [BOB Books Set 1](#).

Pages 2-3 – Book 2 Alphabet Coloring Pages

Tell your student what each item is and ask him to color (or circle) the items beginning with the designated sound. He can cross out the items that don't belong.

Page 4 – Roll and Read Game

Instructions found on page.


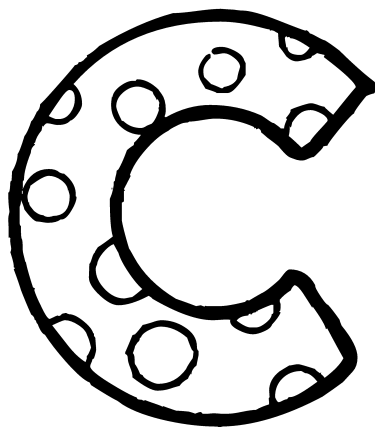




Page 5 – Book 2 Build the Words

Using Scrabble Tiles, [alphabet stamps](#), [magnetic alphabet tiles](#), or another manipulative of your choice, build the words!

Don't miss the other BOB Book printables at
www.walkingbytheway.com





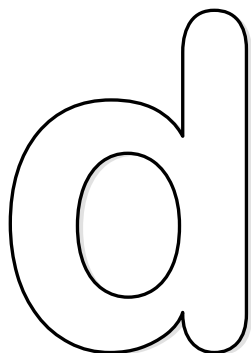
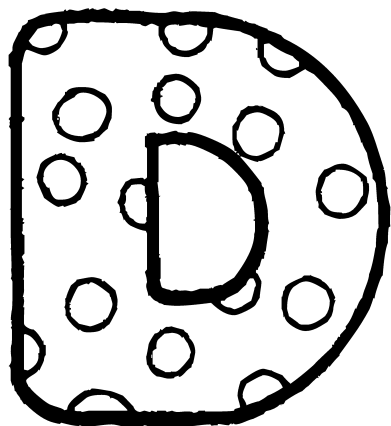


Files may not be sold, hosted on other sites, or shared.

Set 1
Book 2




Color the pictures starting with Cc: cup, cow, carrot, and cat.

Set 1
Book 2



Color the pictures starting with Dd: duck, dragon, and dog.

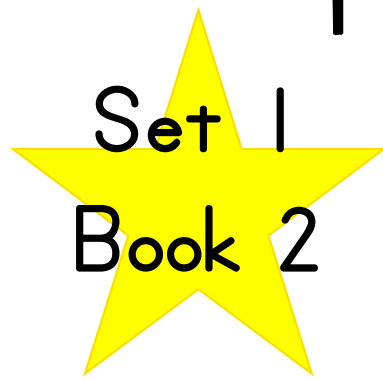
	and	cat	Mat	on	sat
---	-----	-----	-----	----	-----

O.K.

sat	on	Mat	cat	and	Sam
-----	----	-----	-----	-----	-----

O.K.

roll and read




Roll a die. Count that many spaces, read the word. If you can't read the word, you can't move. Take turns with the other player. If you roll a 1, you get an extra roll!

Sam

and

cat	Mat	on	sat	Sam	and
-----	-----	----	-----	-----	-----

cat

	and	Sam	O.K.	on	Mat
---	-----	-----	------	----	-----

Set 1
Book 2

build the words

and

--	--	--

Mat

--	--	--

Sam

--	--	--

sat

--	--	--

cat

--	--	--

on

--	--	--