


BOB Book Printables

Set 1 Book 8



These were created to use with [BOB Books Set 1](#).

Pages 2-3 – Book 8 Alphabet Coloring Page

Tell your student what each item is and ask him to color (or circle) the items beginning with the designated sound. He can cross out the items that don't belong.

Page 4 – Book 8 Word Find

Page 5 – Book 8 Build the Words

Using Scrabble Tiles, [alphabet stamps](#), [magnetic alphabet tiles](#), or another manipulative of your choice, build the words!



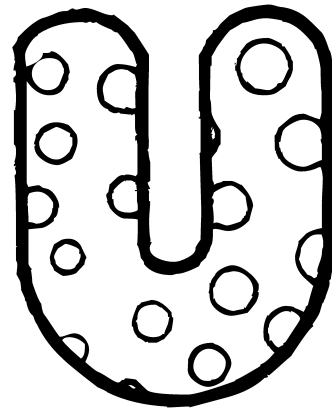
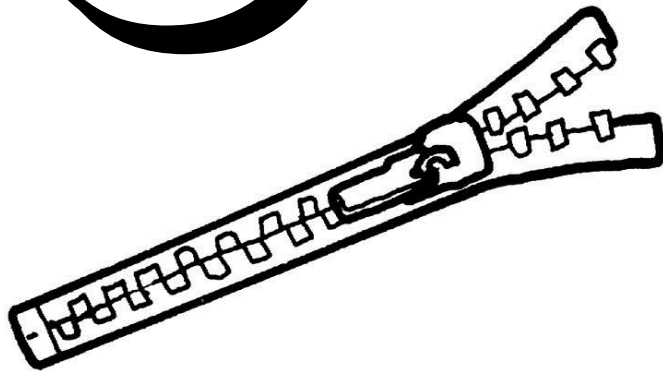


Page 6 – Book 8 Words to Type

Print the page and let your student type the words right on the computer, using the word processing program of your choice. I know this activity isn't for all students, but my little guy LOVES it. He feels so big! Be sure and teach your child how to use the enter button (hit it after they finish a word). They will probably love typing and printing the word list.

Don't miss the other BOB Book printables at
www.walkingbytheway.com

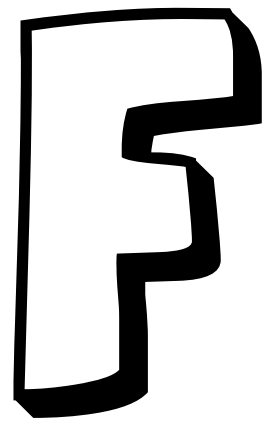

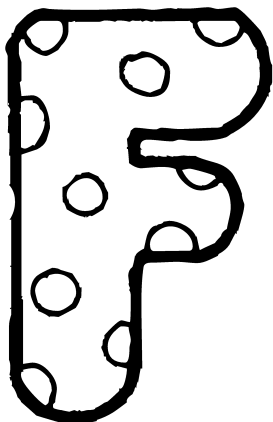


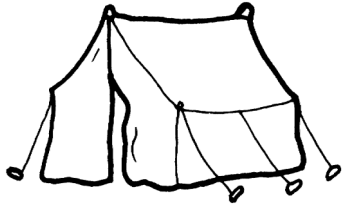
Files may not be sold, hosted on other sites, or shared.

Set 1
Book 8



Color the pictures starting with Uu: umbrella, upside-down, unzip, and up (the arrow).

Set 1
Book 8



Color the pictures starting with Ff: fence, fire, fairy, and feather.

Set 1 words to find

Book 8

tug
rug

rag
ran

nip

T	U	G	D	O
A	R	E	L	R
C	A	R	A	N
R	G	N	B	P
U	H	I	K	N
G	J	P	M	Q

Set 1
Book 8

build the words

rug

--	--	--

rag

--	--	--

tug

--	--	--

fun

--	--	--

ran

--	--	--

nip

--	--	--

Set 1 words to type
Book 8

tug

rug

to

and

rip

hid

up

at

