

# Christmas Notes

## Directions:

Choose a template and print it on cardstock. If you are using a lined option, you may want to print the word bank for your student.

Color the template.

Add words.

Cut out the shape and give it away!

## Terms of Use:


This product may be used for your own classroom or personal use. It may not be shared as a pdf file, on the web, or in any other way.


© Walking by the Way

## Font and Art Credits:

JJ Fonts

Clipartisan





# Christmas Notes



# Word Bank

thanks

I will wear\_\_

aunt

thank you

I will play with\_\_

uncle

toy

I will enjoy the gift.

mom

favorite

I love the gift.

dad

fun

I will use it for\_\_

grandma

surprise

I will use it when\_\_

grandpa

best

I appreciate you.

teacher

holiday

You are the best.

cousin

present

You are kind.

friend


# Christmas Thank You Notes

Print onto paper or card, cut around the dotted line and color in.



# Christmas Thank You Notes

Print onto paper or card and cut around the dotted line.  
Complete your thank you note and color in.



To .....

Thank you for .....


.....  
that you gave me for Christmas.

Love from

.....


# Christmas Thank You Notes

Print onto paper or card and cut around the dotted line.  
Complete your thank you note and color in.



# Christmas Thank You Notes

Print onto paper or card and cut around the dotted line.  
Complete your thank you note and color in.



# Christmas Thank You Notes

Print onto paper or card and cut around the dotted line.  
Complete your thank you note and color in.

