


BOB Book Printables

Set 2 Book 3



These were created to use with [BOB Books Set 2](#).

Page 2 — Rhyming Maze

Page 3 — Stop Sign

Pages 4-7 — Car Crash

Print on colored paper.

Cut out all the cars and words. Use paperclips to affix words to the BACK of each car piece. (You can use paperclips so that you can change the words each time you play this game OR you can print more cars and make permanent cards.)

Set all the cars out. Give your student a matchbox car and let him “crash” into one of the cars. Let him turn it over and read the word to you. Continue.

Page 8 — Words to Type

Print the page and let your student type the words right on the computer, using the word processing program of your choice. I know this activity isn't for all students, but my little guy LOVES it. He feels so big! Be sure and teach your child how to use the enter button (hit it after they finish a word). They will probably love typing and printing the word list.

Don't miss the other BOB Book printables at www.walkingbytheway.com

Files may not be sold, hosted on other sites, or shared.

Rhyming Maze

Set 2

Book 3

Follow the rhyming words (from the -op family) through the maze and find the car!

A maze with a central illustration of a car. The maze is composed of black lines forming a grid of paths and dead ends. The words are placed in various sections of the maze:


- Top-left: now
- Top-middle: cop
- Top-right: bop
- Middle-left: stop
- Middle-right: the
- Bottom-left: cop
- Bottom-middle: not
- Bottom-right: had
- Bottom-most-left: bop
- Bottom-most-middle: stop
- Bottom-most-right: Pog
- Bottom-most-far-right: not

The car is a simple line drawing of a sedan, facing left, positioned in the center of the maze.

Stop Sign

Set 2

Color the stop sign red (but leave the letters white). **Book 3**
Cut out the bottom of the sign, and paste a craft stick to the back.

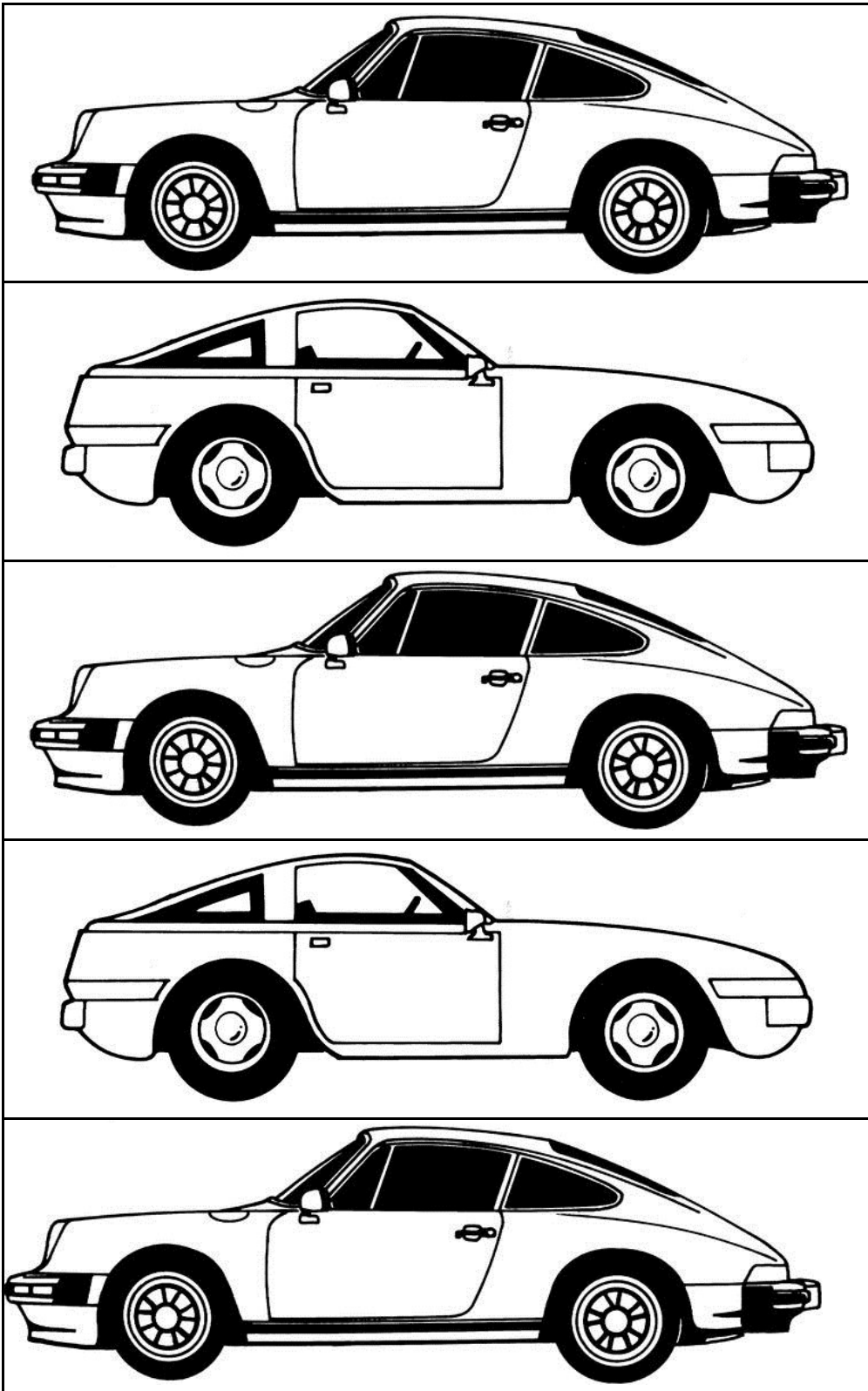


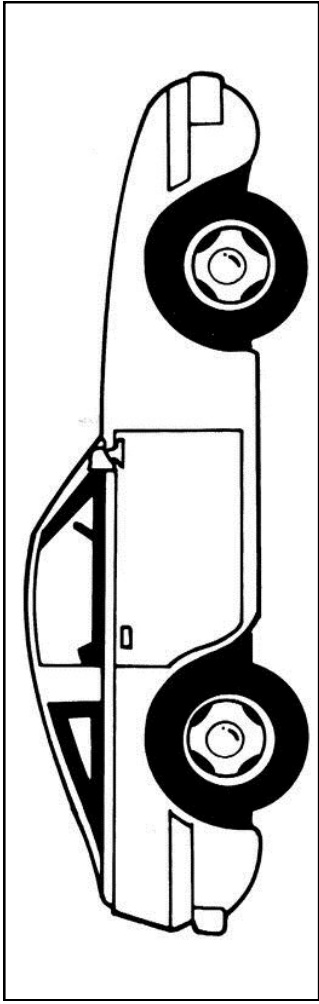
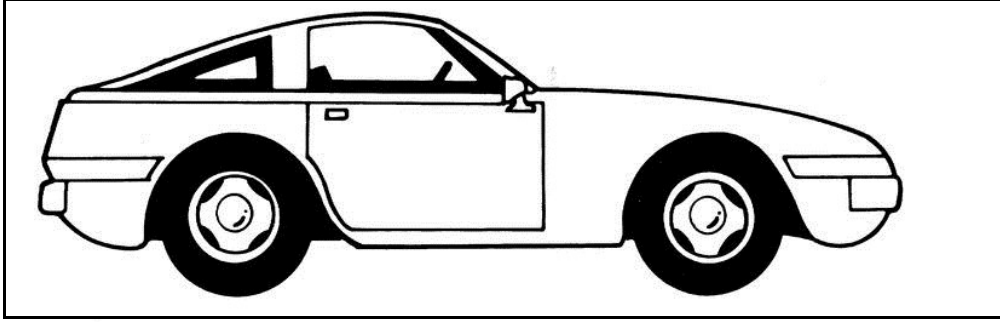

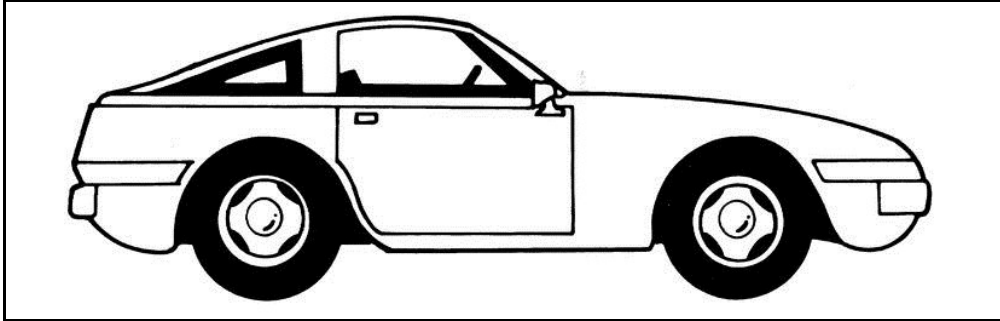

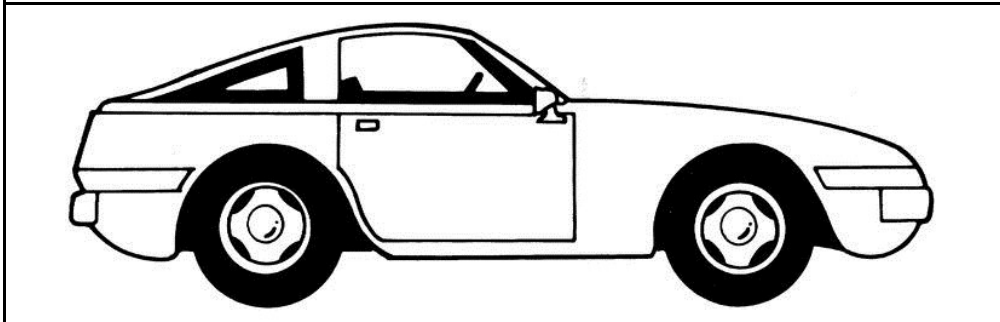

Car CRASH!

See directions on first page of this file.

Set 2

Book 3





and

did

had

hit

ran

pig

end

Pip

red

bop

big

cop

dog

into

not

now

Pog

a

stop

the

car

saw

do

was

words to type

car

do

into

red

now

saw

stop

bop

Set 2

Book 3