


# BOB Book Printables

## Set 2 Book 4



These were created to use with [BOB Books Set 2](#).

### Page 2 — Word Find: WOW

### Page 3 — Build the Words

Using Scrabble Tiles, [alphabet stamps](#), [magnetic alphabet tiles](#), or another manipulative of your choice, build the words!

### Page 5-6— Give the Dog a Bone


### Page 7 — Words to Type

Print the page and let your student type the words right on the computer, using the word processing program of your choice. I know this activity isn't for all students, but my little guy LOVES it. He feels so big! Be sure and teach your child how to use the enter button (hit it after they finish a word). They will probably love typing and printing the word list.

Don't miss the other BOB Book printables at [www.walkingbytheway.com](http://www.walkingbytheway.com)

*Files may not be sold, hosted on other sites, or shared.*


**Word to Find:** wow



Set 2 Book 4

a	w	n	x	g	q
t	o	w	o	w	d
j	w	b	z	r	w
i	e	h	p	l	o
s	w	o	w	w	w
w	o	w	c	o	k
d	m	w	o	w	f

# Build the Words



Set 2  
Book 4

pat

--	--	--

sat

--	--	--

dog

--	--	--

got

--	--	--

hug

--	--	--

bow


--	--	--

# Give the Dog a Bone

Set 2

Book 4

Cut out the bones below. Ask your student to read a word then "feed" the dog (next page) the bone!



# Give the Dog a Bone

Set 2

Book 4

This page is best printed on cardstock. Let your student color the dog. Cut a slit over the dog's mouth so your student can give the dog some bones!



# words to type

Jan

Jip

Tim

Tip

Yip

