


BOB Book Printables

Set 2 Book 6



These were created to use with [BOB Books Set 2](#).

Page 2 — Rhyme Time

Cut out the words. Paste them together in rhyming pairs.

Page 3-4 — Story Retelling with Stick Puppets

Page 5 — Tic-Tac-Toe

Find 5 markers for each player (suggestion: buttons for one player, paperclips for the other). Teach your student how to play regular Tic-Tac-Toe. To play with this game board: When it's your turn, you must read the word on the square before you can place your marker in the square. First player with three in a row wins!


Page 6 — Words to Type

Print the page and let your student type the words right on the computer, using the word processing program of your choice. I know this activity isn't for all students, but my little guy LOVES it. He feels so big! Be sure and teach your child how to use the enter button (hit it after they finish a word). They will probably love typing and printing the word list.

Don't miss the other BOB Book printables at www.walkingbytheway.com

Files may not be sold, hosted on other sites, or shared.

Rhyme Time



Set 2
Book 6

rat	sat
get	met
did	hid




Story Retelling




Set 2
Book 6

Color the animals.
Laminate, if desired. Add a
craft stick to the back of
each one to create pup-
pets.

Ask your student to retell the
story.

Ask your student to create a
new story.







Tic Tac Toe

Set 2


Book 6




saw




was



the



a



words to type

saw

and

met


pig

hen

fox

yum

but



Set 2

Book 6