


BOB Book Printables

Set 2 Book 7



These were created to use with [BOB Books Set 2](#).

Page 2 — Dot the Words

Call out a word on the page. Let your student dot it with a [Do-a-Dot marker](#) or a Bingo marker (usually found at dollar stores).

Pages 3-4 — In the Bag Game & Memory Match Game

Cut out cards. Put them in a brown. Ask your student to pull the cards out one at a time and read them. Discuss: Do any of the children's names rhyme? Print a second copy of children (page 4) and play a Memory Match game.

Page 5 — Words to Type

Print the page and let your student type the words right on the computer, using the word processing program of your choice. Review how to make a capital letter and the rule that all names begin with a capital letter.

Don't miss the other BOB Book printables at www.walkingbytheway.com

Files may not be sold, hosted on other sites, or shared.

Dot the Words

Set 2

Book 7

Read and Do-a-dot all the short /i/ words.

did

in

big

Jim

but

bag

had


hit

and

to

kids

jig



Dad

Tim

ten

saw

Liz

got

get

rip

the


in

Ten Kids in a Bag Activity

Set 2

Book 7











Read the directions on the first page.



Ten Kids in a Bag Memory Match

Set 2

Book 7

 <p>Jan</p>	 <p>Jim</p>	 <p>Tim</p>	 <p>Nan</p>
 <p>Dan</p>	 <p>Tom</p>	 <p>Pam</p>	
 <p>Don</p>	 <p>Liz</p>	 <p>Peg</p>	

words to type

Don

Dan

Jim

Tim

Tom

Pam

Peg

Nan

Jan

Liz