

COLOR GRAB BAG

Print one of the pages.

The first page is for coloring in the shapes.

The second page is for tracing the shapes with the correct color.

Give your student nine crayons in a brown bag (use the colors on the activity page). Let your student pull one out at a time and match the color to the color word. If he needs help, he can look on the side of the crayon to find the word.

Once he has matched a crayon to a color word, he should trace/color the shape.




COLOR GRAB BAG

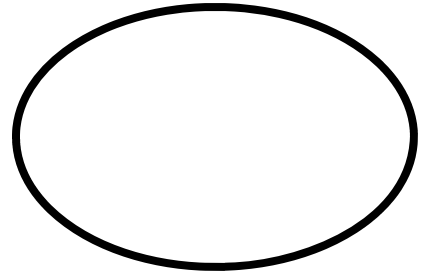
yellow



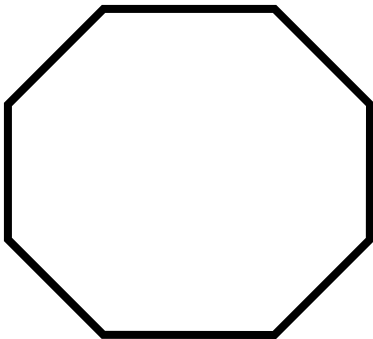
blue



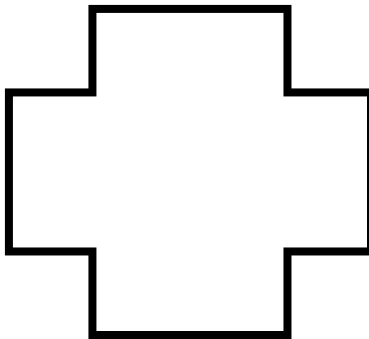
green




red




orange



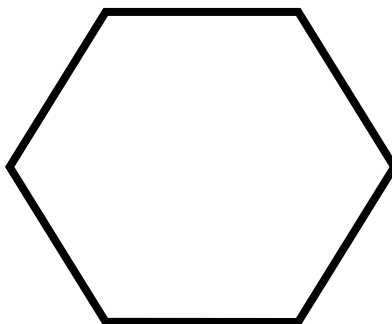
pink




purple



brown



black



COLOR GRAB BAG

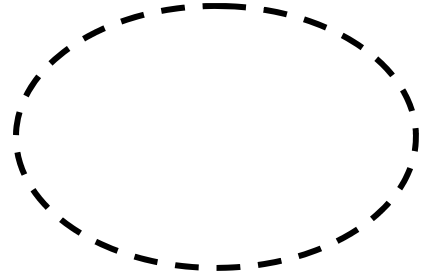
yellow




blue




green




red



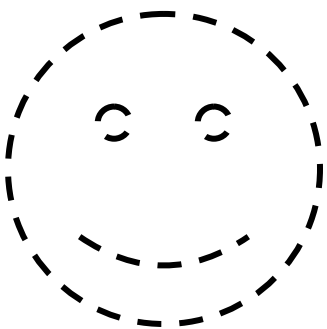
orange



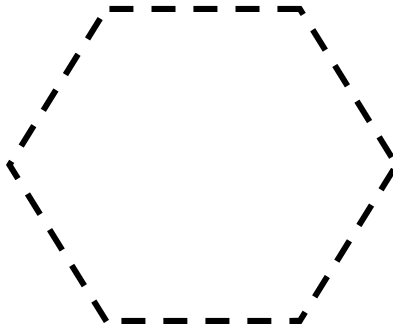
pink



purple



brown



black

