



Perimeter and Area with LEGO

My son needed extra practice with perimeter and area, so I decided to use his favorite thing, LEGO, to help.

Grab five building plates from your child's stash.




Number them.




Review the concepts and set your child free to do the math found on the following three pages!

Perimeter and Area with LEGO

Figure 1



Perimeter



Area






Figure 2



Perimeter



Area







Figure 3



Perimeter



Area







Figure 4



Perimeter



Area





Figure 5



Perimeter

Area

