

pre-writing pages

Note:

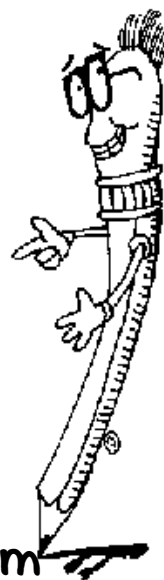
These pages have been made in black and white because I plan to print multiple copies (and check my son's progress over time). If you do not wish to print them more than once, you can laminate them and allow your student to use a dry erase marker to complete the pages. Another option would be to stick them in a clear plastic frame and use a dry erase marker (or crayons) to write on them.

practice page #1





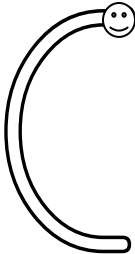
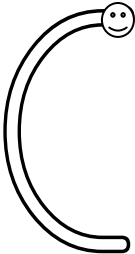
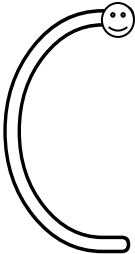
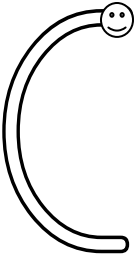








Trace the curves and lines. Make sure to start at the starting point (the smiley face). When you are finished, look over the page and make sure your work is complete. Once you have done this, you can color in the smiley face.

practice pages #2-5


Trace the lines and shapes in the first box. Repeat three times in the spaces provided. Use the smiley faces as your starting points. When you are finished, look over the page and make sure your work is complete. Once you have done this, you can color in the smiley face.











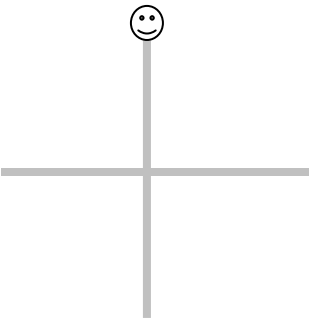







Pre-Writing Practice # 1

| | | | |
|---|---|--|---|
|  |  |  |  |
|  |  |  |  |
|  |  |  |  |
|  |  |  |  |


I finished!



















Pre-Writing Practice #2

| | | | |
|---|---|--|---|
|  |  |  |  |
|  |  |  |  |
|  |  |  |  |
|  |  |  |  |


I finished!



















Pre-Writing Practice #3

| | | | |
|---|---|---|---|
|  |  |  |  |
|  |  |  |  |
|  |  |  |  |
|  |  |  |  |


I finished!











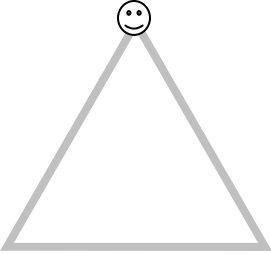







Pre-Writing Practice #4

| | | | |
|---|---|--|---|
|  |  |  |  |
|  |  |  |  |
|  |  |  |  |
|  |  |  |  |

I finished!



Pre-Writing Practice #5

| | | | |
|---|---|--|---|
|  |  |  |  |
|  |  |  |  |
|  |  |  |  |
|  |  |  |  |

I finished!

